



## Regulations / Reglement 2023

### 1.0 All rights reserved

Marco Thillmann  
TP - Event GmbH  
Gorch - Fock - Str. 19  
D - 21465 Reinbek

### 1.1 Responsible personnel of the championship

#### 1. Race-Coordinator

Marco Thillmann

#### Information & registration:

Tel. : +49173 - 1039222 - Fax: +4940 - 36194957

Email: [timeattack@gmx.de](mailto:timeattack@gmx.de)

#### 2. Event-Organizer

TP- Event GmbH, Marco Thillmann

#### 3. Stewards

Florian Scherler	+49157 - 51215757
Robert Brückner	+49151 - 24000019
Marco Thillmann	+49173 - 1039222

#### 4. Technical Inspectors (Scrutineers)

Christian Henschel	+49173 - 7177767
Robert Brückner	+49151 - 24000019
Florian Scherler	+49157 - 51215757

Technical questions can be with subject „Technik“ to: [timeattack@gmx.de](mailto:timeattack@gmx.de)

#### 5. Timing-Marshal

Kassandra Mlejnek +49170 - 2999760

## 1.2 Attendance requirements

1. All participants must have fully paid the admission for the European Timeattack Masters prior to the race to get registered for the event.
2. The drivers must be holder of a valid driver license (car) or a national racing license (car) and be at least 18 years old.
3. The confirmation of attendance must be present at the time of the registration of race. The Race-Coordinator must be early enough informed if the participant is not going to participant on the race.
4. The participant is responsible to make sure that his car is in the regulation of the rules of the corresponding class.

## 1.3 General admission

1. The admission of the final Round is:

Registration and European Timeattack Masters	<b>399,00 Euro</b>
Registration and German Timeattack Masters	<b>399,00 Euro</b>
Registration and Combination Euro + German	<b>499,00 Euro</b>

An additional 100,-€ (late fee) will be charged if the registration will be performed on the day of the race event.

Guest starter will have to pay 399,- € for early registration or 449,- €. if the registration will be performed on race day.

Approved registration includes a motorsport insurance for the driver, a sticker set, the lease of the timing transponder and a total of the 3 entry passes for the race.

## 1.4 Registration

1. Registration begins on 01. January 2023. Only 1 driver can be registered per car.
2. All drivers must first apply as participants with the registration form. If the application was successful approved, the admission must be paid to the Event-Organizer in 10 working days. Following, the registration must be performed and the approval for participation will be issued. The applicant has not the right to get automatically approved from the Event-Organizer.
3. The latest moment of registration is on the day of the race; the full admission including 100,00 € late fee must be paid.
4. Each registered driver gets a race car number assigned from the Race-Coordinator for the Final. The driver gets the number approved as soon as the registration is successful approved. The timing transponder will be handed out on the race during registration and must give back after the race.

5. Each successfully approved driver gets once a sticker package from the Race-Coordinator, which includes 1 windshield lettering, 2 small and 2 large race numbers, 4 main sponsor sticker (max. 30 cm) and 1 sticker for the assigned race class. All stickers, which were given by the Race-Coordinator, must be on the car during the race as following:
  - The windshield lettering must be installed at the upper end of the windshield without restricting the visibility of the driver.
  - One small race number must be installed on the passenger side just under the windshield lettering.
  - The sticker with the assigned race class must be installed in close proximity to the small race number (Can also be installed on top of corner of the windshield lettering).
  - The large race numbers must be installed in the forward section on driver and passenger door, one sticker per one front door.
  - The location of the main sponsor sticker is free of choice.
  - The Timeattack sticker package can be modified if a tech inspector approved during the technical inspection of the car.

### **1.5 Registration form**

1. The registration form must be filled out completely and needs to be sent to the Race-Coordinator ([timeattack@gmx.de](mailto:timeattack@gmx.de)).

### **1.6 Race event**

1. **22. October 2023 - Nürburgring GP Long - European Timeattack Masters**
2. The race event is divided in multiple sessions for each class. The sessions are called: Training, Warm Up, Qualifying and Superlap Final. The duration of the sessions are between 10 and 60 min. depending on the schedule of the event. The Training can be canceled by the Event-Organizer depending on the schedule of the event.
3. The Training will not be timed. All other sessions will be timed. The lap times will be announced as soon as possible by the Timing-Marshals.
4. The Event-Organizer can combine multiple classes together in one session or separate a class in multiple sessions.
5. The fastest 5 participants in the Qualifying of each class will be part of the Superlap Final and will get their scoring depending of their position in Superlap Final. Participants which didn't qualify for the Superlap Final will get their scoring, depending of the position in Qualifying.
6. Driver of similar European Timeattack championships respectively guest starters can participate if approved by the Event-Organizer. They can achieve trophies and championship scoring for the corresponding class.
7. The Superlap Final has 3 laps, 1 Inlap, 1 Hotlap and 1 Outlap. The participation of the Superlap Final can be voided if the driver is not present in time of the prestart. The participant will be disqualified if more than the 3 laps were driven.
8. No Superlap Final scoring will be given if the Superlap Final for one or multiple classes is canceled due to organizational or technical reasons.
9. Passenger (data logging) or test drivers are allowed during the Training session if the person has signed a liability exclusion and the approval from the Race-Coordinator.

10. Driving under the influence of drugs and alcohol is strictly prohibited and will result in the disqualification of the race.

## **2.0 Trophies**

1. All trophies will be assigned by the Race-Coordinator.
2. There will be 3 trophies for the 1<sup>st</sup>, 2<sup>nd</sup> and 3<sup>rd</sup> position for the race in every class.
3. The grant ceremony will take place as soon as possible at the end of the event. The drivers must take part of the grant ceremony and must wear their race suits.
4. Race results will be updated as soon as possible if a driver is disqualified afterwards.

## **2.1 Classification**

EXTREME - SUPERLIGHTS - SUPERCARS - PRO 4WD - PRO 2WD - PRO NA - CLUB 4WD - CLUB 2WD - CLUB NA - POCKET ROCKET

## **2.2 Club & Pro**

1. Cars will be assigned to corresponding class depending on the modifications.
2. Drivetrain classes can be mixed if there are less than 5 participants in a drivetrain class.

## **2.3 Supercars**

1. Cars which are listed in the table in 5.0 are so called "Supercars" and will be assigned to the Supercars class. The table can be adjusted during the season. The same regulations of the Club class will be carried out to the Supercars. When the supercars are modified, following regulation will be carried out:  
The cars must comply with the safety requirements of the corresponding class.  
If there are less than 5 participants in the Supercars class, the Supercars can be assigned to the PRO or Extreme class, corresponding to the modifications.

## **3.0 Briefings**

1. Every driver has the responsibility to attend at the Briefings. A driver can ask for an extra Briefing if there are good reasons not to participate at the regular Briefing. The driver must contact the Race-Coordinator or a Steward. It is prohibited to drive on the race track without the participation of the Briefing!

## **3.1 Technical inspection (scrutineering)**

1. Every car must visit the technical inspection before entering the race track.
2. It's every drivers responsibility that the car comply with regulations of the assigned class and will withstand the technical inspection. The burden of proof is on the driver side.
3. Every driver can be requested for an additional technical inspection by a Steward or Tech-Inspector at any time of the event.
4. A Steward or Tech-Inspector must be informed by the driver if any modifications are made on the car after the technical inspection. The car needs to visit the technical inspection again.
5. Only assigned persons by the Event-Organizer are allowed to perform the technical inspection.
6. The car will be marked by a sticker under the small race number of the windshield if the technical inspection was successful.
7. The driver must bring the race suit and safety equipment to the technical inspection.

### **3.2 Safety in the pits and the pit lane**

1. The speed limit of the pit lane is 30km/h, accept if the race track operator has a different speed limit announced.
2. The speed limit of the pits and the paddock is 10km/h.
3. The pit lane must be always accessible for the ambulance, other participants and vehicles of the race track operator.
4. Fueling is prohibited in the pit lane.

### **3.3 Lap timing transponder**

1. All drivers must install a transponder to their car. The manual instructions must be followed for the correct installation of the transponder. The Timing-Marshals can be asked for help.

### **3.4 Driver clothes**

1. The driver must wear a helmet with E Standard, a race suit and appropriate shoes. The use of FIA approved driver equipment is recommended in the PRO class and is required in the Extreme class. This includes helmets, gloves, shoes and underwear. The use of a HANS-Systems is recommended.

### **3.5 Behavior on the race track and during incidents / accidents**

1. Actions will be taken which were announced during the Briefing if an incident / accident has happened. This includes light and flag signs which the driver must obey in a timely manner. The driver can be disqualified and denied from the race if the driver did not obey the requested actions.
2. The Event-Organizer is not liable for the race time if a session must be aborted. The lapped time will be used for scoring if a session cannot be restarted due to weather conditions or track conditions.
3. Delaying faster competitors or dangerous overtaking maneuvers are prohibited. Infractions must be reported to the Race-Coordinator or the Stewards.
4. It's prohibited to park a defect car on the race track. A safe position off the race track should be chosen.
5. Accidents and break downs must be reported to the Race-Coordinator or the Stewards.
6. The participants are liable for self-induced damages to the race track. A car with leakage is not allow to driver on the race track. The driver must bring the car in a safe position off the race track if a leakage is occurring. Arising expenses for the cleaning of the race track have to be paid be the polluter.
7. External cameras must be secured twice.

### **3.6 Technical objection**

1. Definition of technical objection is the assumption of violating the rules by a competitor, even though the competitor's car has passed the technical inspection. Only drivers from the same class are eligible to report "technical objection" to the Race-Coordinator or the Stewards. The latest moment for a report is the beginning of the Qualifying of the certain class.

### **4.0 Commercial rights**

1. European Timeattack Masters is an event which is registered trademark. The name and the logo is registered and protected by the "Deutschen Marken & Patentamt". An unlawful use is absolutely prohibited. The use of the logo has always to be approved by the owner.

### **4.1 Sportive rights**

1. The sportive and organizational rights are with the company "TP Event Service GmbH". European Timeattack Masters is not part of a motorsport umbrella association. Every approved participant is covered by a motorsport insurance for body injuries by the Event-Organizer for the race.

### **4.2 Merchandising**

1. All rights for merchandising in conjunction with European Timeattack Masters are with the company "TP Event GmbH". The logo can be used to brand the car and team clothing. Further use needs to be approved from the Event-Organizer.

### **4.3 TV rights/ Media/ Interviews**

1. The Event-Organizer owns all TV / Media / Interview rights. Any kind of public relations activities needs to be approved by the Event-Organizer. It is the ambition to establish the European Timeattack Masters as a motorsport racing series. To that effect it is necessary to present the European Timeattack Masters in a good way to the public. Any kind of negative expressions about the European Timeattack Masters are forbidden.

### **4.4 Responsibilities of participants towards the Event-Organizer of the ETAM**

1. It is the responsibility of the participants to the race. It is responsibility of the participants to inform the Race-Coordinator at least 1 week before, if the participant is not able to attend at the race. The house rules apply of the certain race track operator. These house rules as to completely followed.

## 5.0 Class Supercars

1. This list is with reservations of the Event-Organizer. The list can be adjusted during the season, due to the newly achieved experience. Exceptions can be reviewed by the Event-Organizer and will only be decided by the Event-Organizer.

Car Manufacturer	Model
ASTON MARTIN	All
AUDI	R8, RS models from 2012 and newer
BENTLEY	All
BUGATTI	Veyron, Chiron
BMW	M3, M4, M5 & M6 model F and newer
CHEVROLET	Corvette Z06/ZR1 from model C6 and newer
DODGE	Viper
FORD	GT
FERRARI	All
GUMPERT	Apollo
HONDA	NSX from 2016 and newer
JAGUAR	F-Type
KÖNIGSEGG	All
LAMBORGHINI	All
LEXUS	LFA
LOTUS	Exige (V6 models)
MERCEDES	SLS AMG GT C AMG (model 205 and newer) E AMG (model 212 and newer)
MCLAREN	All
NISSAN	R35 GTR
PAGANI	All
PORSCHE	Model 991 and newer 996/997 – Turbo/GT2/GT3/RS Cayman GT4 Carrera GT Panamera
TESLA	All
ULTIMA	GTR



Club / Supercars	PRO / Pocket Rocket	Extreme
Car Body	Car Body	Car Body
<p>The auto body must match the mass-produced car from the OEM. Wide fenders and wide body kits are allowed to widen the width up to 100mm of the original width. The edges of the fenders can be rolled but not pulled.</p>	<p>The auto body must match the mass-produced car from the OEM. Wide fenders and wide body kits are allowed to widen the width up to 150mm of the original width. Modification of the engine/passenger bulkhead and the transmission tunnel are allowed for lack of space but have to be review separately. <u>Pocket Rocket:</u> Only compact cars are allowed in this class.</p>	<p>The auto body must match the mass-produced car from the OEM between the forward and rear shock absorber upper mountings. Wide fenders and wide body kits are allowed to widen the width up to 350mm of the original width. The removal of the B-pillar is possibly if the auto body will be equally reenforced. Modification of the engine/passenger bulkhead and the transmission tunnel are allowed for lack of space but have to be review separately.</p>
Auto body attachments	Auto body attachments	Auto body attachments
<p>The use of other front/rear lips, hoods, spoilers, bumpers and side skirts are allowed. The use of non-OEM air splitters, canards, light weight doors, light weight roofs or diffusers are prohibited. Front lips are allowed to extend a maximum of 50mm of the outline of the front bumper in the side projection. Non-OEM bumpers with implemented front/rear lips are regulated like non-OEM front/rear lips in regards of the dimensions. Front/rear lips and OEM canards are prohibited if they extend over the outline in the front projection. All bumpers must exist in full size. Spoilers are allowed if they only one air foil, if not differently equipped by the OEM. Spoilers width is limited to the width of the auto body. Spoilers height is limited to the height of the roof. Exception are compact cars, spoilers height is limited to the height of the roof plus 150mm. It is prohibited that the spoiler adjustable during driving, if not equipped by the OEM.</p> <p><u>Supercars:</u> The use of non-factory-delivered air splitters, canards, spoilers, or diffusers in accordance with the PRO class is permitted.</p>	<p>The use of other front/rear lips, hoods, fenders, bumpers, side skirts, light weight doors, light weight roofs and wide body kits are allowed. The use of non-OEM air splitters and diffusers are allowed, if they don't stick out more than 150mm over the front and rear bumpers of the outline in the side projection but must not stick out of the outline at the widest body part in the front projection. Canards are allowed to stick out up to 75mm of the outline in the side projection but must not stick out of the outline at the widest body part in the front projection. The spoilers height is limited to the height of the roof and can stick out up to 100mm over the rear bumper in the side projection. Exception are compact cars, spoilers height is limited to the height of the roof plus 250mm. Spoilers and canards are allowed to have a maximum of 2 air foils. It is prohibited that the spoiler adjustable during driving, if not equipped by the OEM. The front splitter must end with the rear edge of the front wheel well (or further front). The diffuser must begin with the forward edge of the rear wheel well (or further back). A roll cage with door bars is obligated if light weight doors are used.</p> <p><u>PRO:</u> A closed underbody between the front and rear wheel arches is prohibited.</p> <p><u>Pocket Rocket:</u> <u>A closed underbody between the front and rear wheel arches is allowed.</u></p>	<p>Canards, front splitter, diffuser and underbody are allowed to stick out to the front, side and rear up to 300mm of the front and side projection. The spoilers height is limited to the height of the roof plus 250mm and can stick out up to 150mm to the sides of the car. The spoiler can be adjustable during driving as long as the traveling distance in the limits. The use of an underbody is allowed.</p>

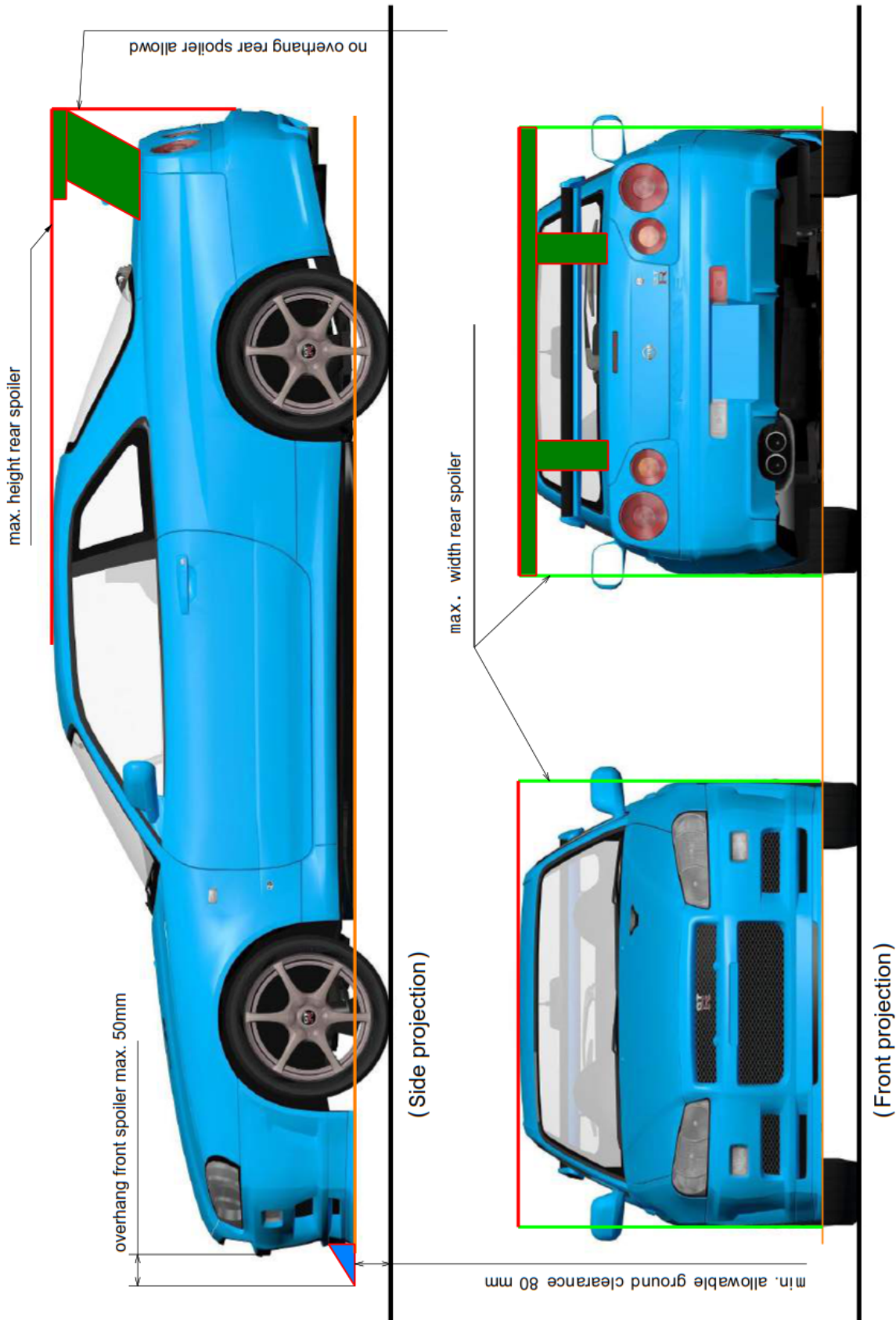
Roll cage	Roll cage	Roll cage
The use of a roll bar or roll cage on a closed car is not obligatorily but is recommended. An open car / convertible requires at least a roll bar (4-Point).	A 6-Point roll cage (see annex) is required. Door bars is obligated if light weight doors are used.	See PRO class.
Fuel	Fuel	Fuel
Only fuels which are available at public gas stations are allowed. Adding of additives are prohibited.	See Club class.	No restrictions.
Seats & safety harness	Seats & safety harness	Seats & safety harness
The use of OEM safety harness is allowed. It's allowed to use a 4/5/6-Point safety harness as an alternative if an appropriate seat is used. A sufficient mounting of the seat and safety harness has to be guaranteed. A passenger seat must be installed. The position of the driver seat must not be relocated.	The use of 5/6-Point safety harness with an appropriate seat for the driver side is required. A passenger seat must not be installed. A 5/6-Point safety harness with an appropriate seat for the passenger side is required if a passenger is on board during WarmUp for data logging. A sufficient mounting of the seat and safety harness has to be guaranteed. The position of the driver seat can be relocated.	The use of FIA approved seat and 5/6-Point safety harness is required. The FIA due date can be expired. A passenger seat must not be installed. A 5/6-Point safety harness with an appropriate seat for the passenger side is required if a passenger is on board during WarmUp for data logging. A sufficient mounting of the seat and safety harness has to be guaranteed. The position of the driver seat can be relocated.
Fire extinguisher	Fire extinguisher	Fire extinguisher
A fire extinguisher with a minimum of 2.0kg extinguishing agent has to be in range of the driver. The fire extinguisher must be secured to prevent flinging.	A fire extinguisher with a minimum of 2.0kg extinguishing agent has to be in range of the driver. The fire extinguisher must be secured to prevent flinging. The use of a fire extinguishing system is recommended.	See PRO class.
Kill switch	Kill switch	Kill switch
Not required.	Not required but recommended.	The use of a Cut-off switch is required. The driver must be able to operate the cut-off switch from his seat. Additionally, it must be possible to operate the cut-off switch from the outside of the car. Indication markings must be installed.
Suspension / Chassis	Suspension / Chassis	Suspension / Chassis
Only strut mounts, sway bars, shock struts, springs and bushings are allowed to be replaced. A minimum of 80mm ground clearance must be given. Exception is the exhaust system with 65mm ground clearance.	Only strut mounts, sway bars, shock struts, control arms, struts, springs and bushings are allowed to be replaced. A minimum of 65mm ground clearance must be given.  Pocket Rocket: A minimum of 50mm ground clearance must be given.	It's allowed to replace, reinforce or modify any chassis part. Only the original mounting points of the shock struts must be used in it's position and function. A minimum of 50mm ground clearance must be given.

Tyres	Tyres	Tyres
Only tyres with ECE marking are allowed. The width is limited to a maximum of 295mm for 2wd and a maximum of 265mm for 4wd. Wider tyres are only allowed if wider tyres were delivered by the OEM. The tyre thread needs to be covered by the fender. A sufficient clearance must be given during axle articulation.	Only tyres with ECE marking are allowed. The tyre thread needs to be covered by the fender. A sufficient clearance must be given during axle articulation.	No tyre restrictions. The tyre thread needs to be covered by the fender. A sufficient clearance must be given during axle articulation.
Brakes	Brakes	Brakes
A parking brake is required.	No restrictions.	No restrictions.
Engine	Engine	Engine
<p>Only engines delivered by the OEM in this model are allowed.</p> <p>Anti lag-, nitrous- and water-methanol systems are prohibited.</p> <p><u>Club 2WD/4WD:</u> The exchange of the turbocharger (1) is allowed. Maximum Inducer diameter of billet compressor wheel is 45,7 mm. Maximum Inducer diameter of casted compressor wheel is 48,3 mm. Non-OEM individual throttle bodies are allowed.</p> <p><u>Club NA:</u> Only natural aspirating engines with a capacity of 2,5 L delivered by the OEM in this model are allowed. Only individual throttle bodies delivered by the OEM in this model are allowed.</p>	<p>All engines are allowed. The use of a water-methanol system is allowed if the lines and the tank are not located in the passenger compartment. The use of a nitrous system is prohibited.</p> <p><u>Pocket Rocket:</u> Only naturally aspirated piston engines with a maximum of 1750cc are allowed. Increasing of the cylinder capacity of more than 1750cc is prohibited.</p> <p><u>PRO NA:</u> Only natural aspirating engines with a capacity of 3,8 L are allowed.</p>	All engines are allowed. The use of a water-methanol system is allowed if the lines and the tank are not located in the passenger compartment. The use of a nitrous system is prohibited.
Cooling	Cooling	Cooling
The radiator must be mounted at the same location delivered by the OEM.	Cooling lines must not be located in the passenger compartment except of the heater.	See PRO class.
Exhaust system	Exhaust system	Exhaust system
All types of exhaust systems are allowed. The run of the exhaust systems must be the same as delivered by the OEM. A muffler must be installed. It's necessary to ensure that the noise limit of the race track is not exceeded. For that, you must ask the Event-Organizer for the noise limit.	All types of exhaust systems are allowed. A muffler must be installed. It's necessary to ensure that the noise limit of the race track is not exceeded. For that, you must ask the Event-Organizer for the noise limit. The exhaust must end at the aft of the car, minimum 75mm above the ground.	All types of exhaust systems are allowed. A muffler must be installed. The exhaust system must be double walled and protected against heat if the exhaust system runs through the passenger compartment. It's necessary to ensure that the noise limit of the race track is not exceeded. For that, you must ask the Event-Organizer for the noise limit. The exhaust must end at the aft of the car, minimum 75mm above the ground.

Battery	Battery	Battery
All types of batteries are allowed. The terminals must be covered. The located of the battery is free of choice. The battery must be protected against spill/leakage if the battery is installed in the passenger compartment. The battery must be secured to prevent flinging.	See Club class.	See Club class.
Windows	Windows	Windows
It's required to use the OEM windows. Window tinting is acceptable if the visibility of the driver not restricted. The windshield wiper system must be fully functional. The windshield must be ventilated or heated.	Light weight windows are allowed. Window tinting is acceptable if the visibility of the driver not restricted. The windshield must be made from glass. The windshield wiper system must be fully functional. The windshield must be ventilated or heated.	Light weight windows are allowed. Window tinting is acceptable if the visibility of the driver not restricted. The windshield wiper system must be fully functional. The windshield must be ventilated or heated.
Mirrors	Mirrors	Mirrors
It's allowed to use aftermarket mirrors. The quantity and installation location must be equal to the OEM.	It's allowed to use aftermarket mirrors. The installation location is free of choice if the visibility of the driver is not restricted. The quantity must be equal to the OEM. The rear-view mirror can be changed to a camera-monitor system.	2 side-view mirrors must be installed.
Tow hook	Tow hook	Tow hook
The forward and rear original tow points must be accessible and fully functional. The tow points must be marked with a yellow/orange/red arrow + "TOW". A tow strap/hook is recommended if it's properly to the frame attached.	The forward and rear original tow points must be accessible and fully functional. The tow points must be marked with a yellow/orange/red arrow + "TOW". A tow strap/hook can be used as an alternative if it's properly to the frame attached.	A minimum of one forward and one rear tow point must be available. The tow points must be attached to the main frame. The tow points must be marked with a yellow/orange/red arrow + "TOW".
Fuel system	Fuel system	Fuel system
It's prohibited to run fuel lines through the passenger compartment. It's prohibited to modify the fuel lines if the OEM delivered the car with them running through the passenger compartment. Fuel lines must have a sufficient distance to rotating and/or hot parts. A swirl tank must not be in passenger compartment and engine bay if installed. The swirl tank must be sufficient installed. Only an OEM tank is allowed to use.	See Club class.	It's prohibited to run fuel lines through the passenger compartment. It's prohibited to modify the fuel lines if the OEM delivered the car with them running through the passenger compartment. Fuel lines must have a sufficient distance to rotating and/or hot parts. A swirl tank must not be in passenger compartment and engine bay if installed. The swirl tank must be sufficient installed. It's allowed to use an aftermarket tank. Fuel system from cars with valid car-passport (Inter-/National recognized motorsport agency) are acceptable.

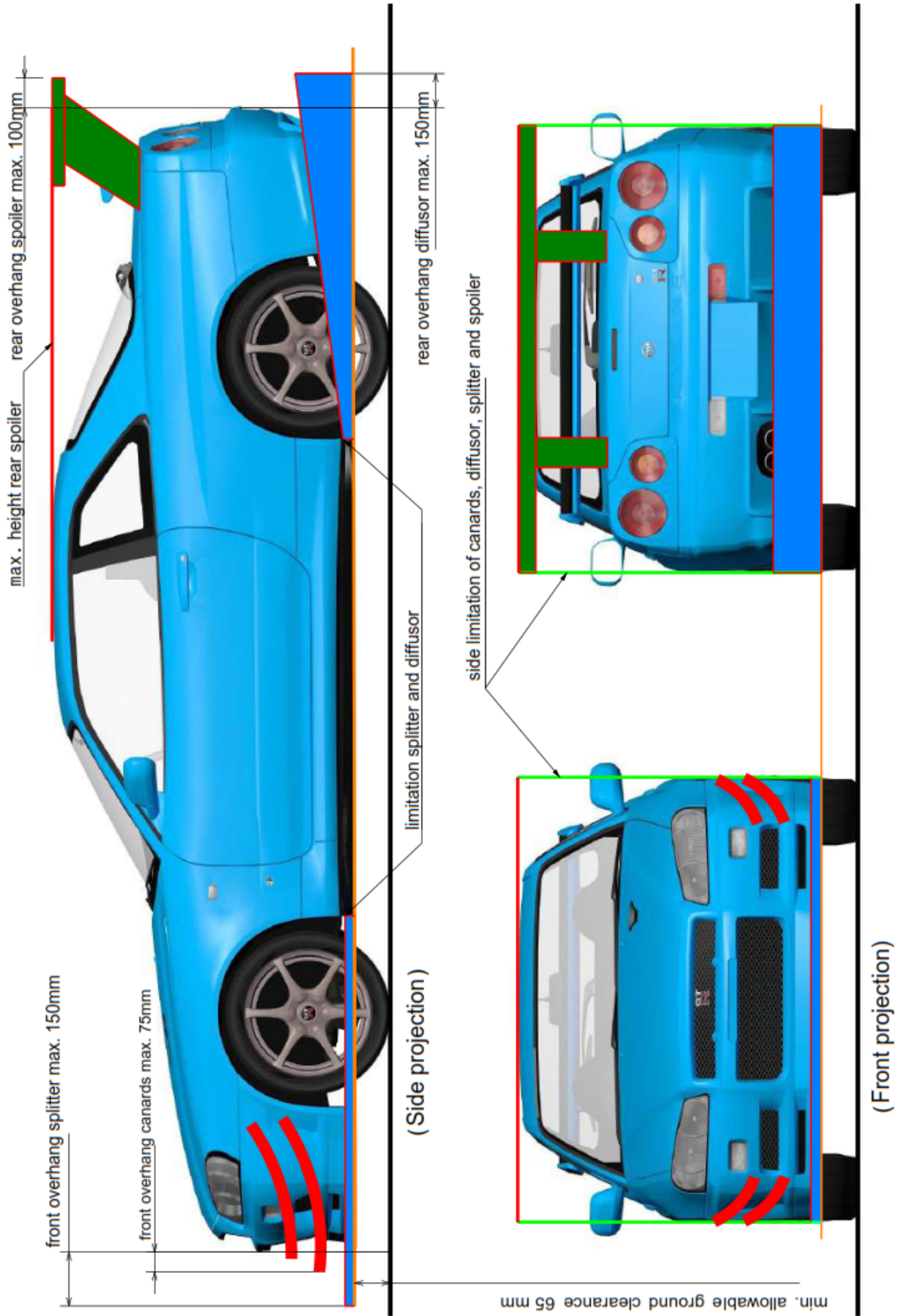
Drive train & transmission	Drive train & transmission	Drive train & transmission
Only drive train concepts delivered by the OEM are allowed. Sequential transmissions and automatic transmissions with paddle shifters are prohibited, except it was originally delivered by the OEM. The use of dog box gear sets are prohibited.	Only drive train concepts delivered by the OEM are allowed. Sequential transmissions are allowed. Automatic transmissions with paddle shifters are prohibited, except it was originally delivered by the OEM.	No restrictions.
Electric	Electric	Electric
The electric system must remain as delivered by the OEM. Aftermarket engine management systems are allowed. All lights must remain originally in amount, shape and function as delivered by the OEM.	All indicator-, brake- and rear-lights must remain originally in amount, shape and function as delivered by the OEM. Only one head light can be replaced by a cover. The hazard light and brake light must function. The electric system can be modified.	All lights can be replaced by covers if the shape of the covers are similar to the lights. At least 1 functional head light (choice of shape is free) and 2 functional rear lights, in meaningful shape, must be installed. The electric system can be modified.
Dashboard & door panels	Dashboard & door panels	Dashboard & door panels
The original dashboard must remain in full size as delivered by the OEM. The driver and passenger doors must have door panels installed. The choice of the instrument cluster is free.	See Club class.	The choice of the dashboard is free. The windshield must be ventilated or heated.
Steering, wheels & spacers	Steering, wheels & spacers	Steering, wheels & spacers
The wheels must have sufficient space to the brake system and the shock strut. Only 1 spacer per wheel up to 30mm is allowed.	See Club class.	See Club class.
Tyre warmer	Tyre warmer	Tyre warmer
Not allowed.	Not allowed.	allowed.

# Club / Supercars



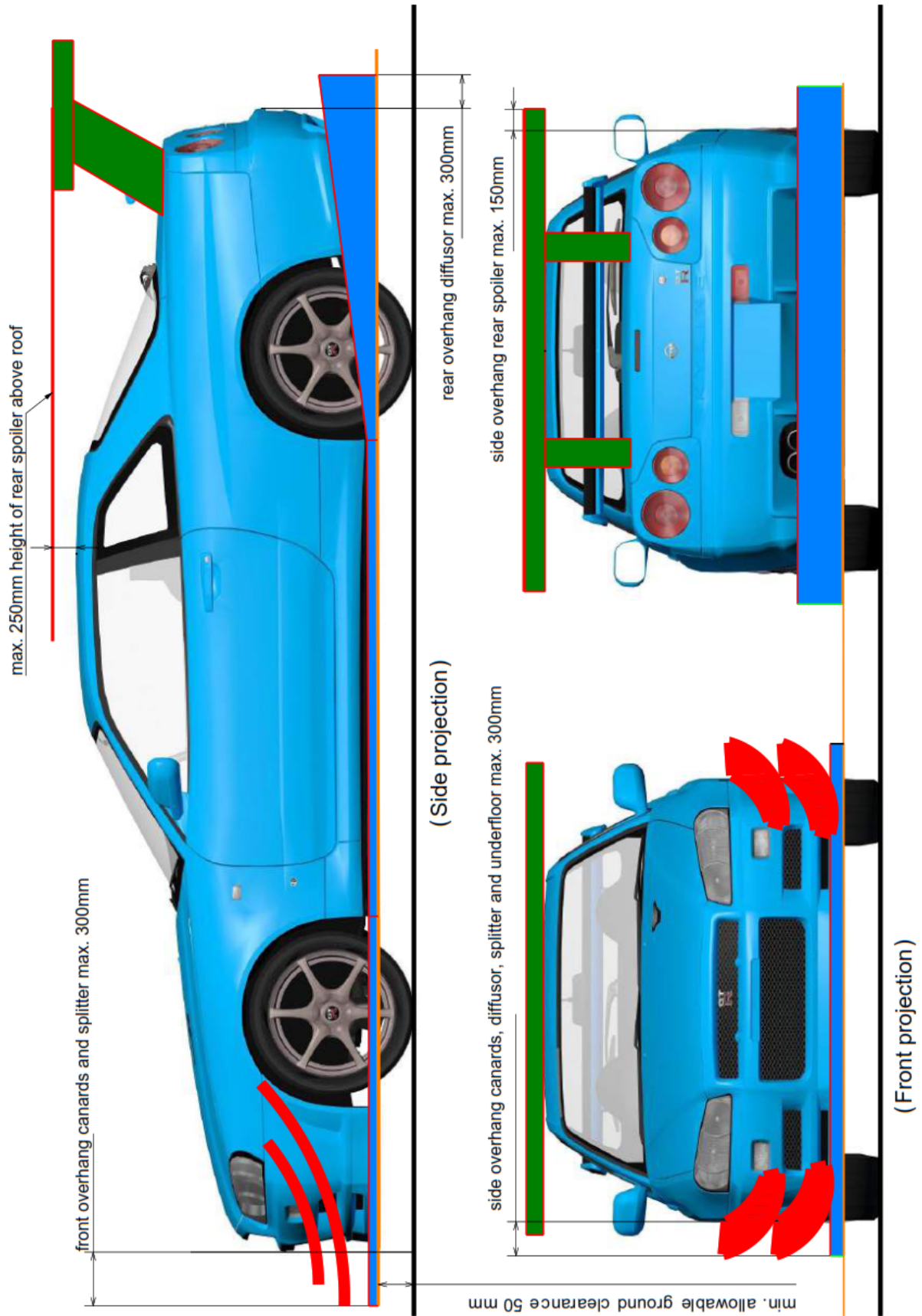
Fender or car bodywork widening to max. 50 mm per side (100mm total) as OEM allowed.

# PRO / Pocket Rocket



Fender or car bodywork widening to max. 75 mm per side (150mm total) as OEM allowed.

# Extreme



Fender or car bodywork widening to max. 175 mm per side (350mm total) as OEM allowed.



## 6 Point Rollcage

